



optaMAC Feeder and optaMAC Parting Feeder

Consistent feeding of lead grids into the optaMAC Paster


The optaMAC X540 and X610 System each begins with the optaMAC Grid Feeder.

With up to 50 percent more grid storage capacity than other feeders, the optaMAC Feeder's 914 mm (36-inch) long storage magazine cuts loading trips.

The optaMAC Feeders handle low antimony or calcium lead-alloy grids with care.

The optaMAC Parting Feeder is your answer to gentle handling and accurate parting of your grids prior to pasting. This feeder can be used with the optaMAC or MAC 170 Pastors.

The optaMAC Parting Feeder features robust side plates for accurate cutting. No timing adjustment is needed, assuring a smooth feed.



optaMAC Parting Feeder



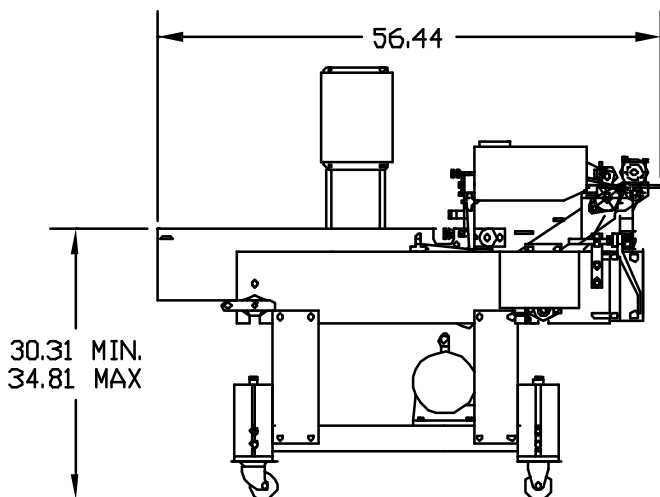
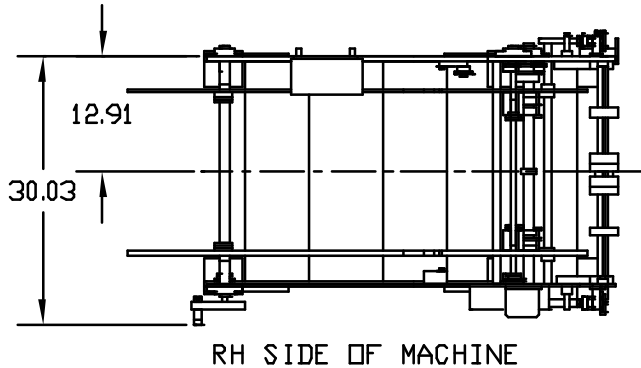
Change the pasteable area grid widths from 152 to 381 mm (6 to 15 inches) in seconds with an easy hand crank. A broad thickness range of 0.9 to 5.0 mm (.035 to .197 inches) is achieved using only two grid feed quadrant sets.

During paster cleaning, an optaMAC Feeder can be easily detached and rolled away; this prevents it from being splashed with water and slurry.

Separate controls for the feeder, the belt drive, and the paste-dispensing hopper regulate the distance between the grid panels and your grid's paste fill. The speeds of the feeder, pasting belt and hopper are each independent and infinitely variable up to their maximum on the optaMAC X610 Paster. This helps you optimize and balance production needs with ease and accuracy.

optaMAC Feeder/optaMAC Parting Feeder

Technical Specifications



Required User Data:

- Specify right or left hand operator control location (when standing behind feeder looking toward oven)
- Specify electrical requirement

Foundation requirements:

Standard 102 mm (4-inch) thick reinforced concrete floor or pad.

Estimated weights and measurements:

Crated Weight: 440 kg (970 lbs)
Net Weight: 281 kg (620 lbs)
Dimensions: 1600 x 1219 x 1245 mm
(63 x 48 x 49 inches)

Operation Requirements:

Personnel: One, semi-skilled

Hydraulics: None

Water: None

Compressed Air: None

Ventilation: Customer supplied - mechanical functions do not rely on ventilation.

Standard Electrical: 220-480V 3 phase 50-60Hz
Non-standard electrical available upon request.

Electric Motors: 1.5 hp, 1750 rpm at 60 Hz,
TEFC gear motor with AC inverter drive.
Typical electrical consumption: 1.0 kVA



Helping to make the best batteries...yours.

MAC Engineering and Equipment Company, Inc.
2775 Meadowbrook Road, Benton Harbor, Michigan 49022, U.S.A.
Telephone: (269) 925-3295 or 1-800-756-8608 Fax: (269) 925-3305
e-mail: maceng@mac-eng.com
For a preview of our equipment visit: www.mac-eng.com